



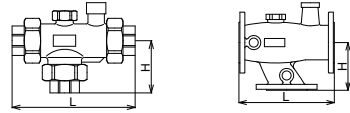


|   |   |  |                 |           |         |            |        |        |             |     |     |    |     |  |    |     |     |    |     |     |    |    |    |    |    |    |    |    |    |    |    |    |  |
|---|---|--|-----------------|-----------|---------|------------|--------|--------|-------------|-----|-----|----|-----|--|----|-----|-----|----|-----|-----|----|----|----|----|----|----|----|----|----|----|----|----|--|
| <div style="background-color: #008000; color: white; padding: 10px; text-align: center;"> <span style="font-size: 2em; font-weight: bold;">6</span><br/>                 製品記号<br/>                 スイス JRG社製<br/> <b>ミキシングバルブ</b> </div>  | <b>JRG3400-9</b> □  | <b>JRG3410-</b> □  |                 |           |         |            |        |        |             |     |     |    |     |  |    |     |     |    |     |     |    |    |    |    |    |    |    |    |    |    |    |    |  |
|   | □内には設定温度及び調整温度範囲の記号が入ります。   |  |                 |           |         |            |        |        |             |     |     |    |     |  |    |     |     |    |     |     |    |    |    |    |    |    |    |    |    |    |    |    |  |
|   | <b>受注品</b><br>1.0MPa<br><br><br>CAC製<br>型式：JRG3400型 | <b>受注品</b><br>1.0MPa<br><br><br>CAC製<br>型式：JRG3410型 |                 |           |         |            |        |        |             |     |     |    |     |  |    |     |     |    |     |     |    |    |    |    |    |    |    |    |    |    |    |    |  |
| <b>POINT</b>  | <b>給湯温度を自由にコントロール</b> 注1.   |  |                 |           |         |            |        |        |             |     |     |    |     |  |    |     |     |    |     |     |    |    |    |    |    |    |    |    |    |    |    |    |  |
| 標準仕様  | 標準設定温度  | 下表参照   |                 |           |         |            |        |        |             |     |     |    |     |  |    |     |     |    |     |     |    |    |    |    |    |    |    |    |    |    |    |    |  |
|   | 調整温度範囲  | 下表参照   |                 |           |         |            |        |        |             |     |     |    |     |  |    |     |     |    |     |     |    |    |    |    |    |    |    |    |    |    |    |    |  |
|   | 適用流体  | 温水・水 注1.   |                 |           |         |            |        |        |             |     |     |    |     |  |    |     |     |    |     |     |    |    |    |    |    |    |    |    |    |    |    |    |  |
|   | 流体温度  | 下表参照   |                 |           |         |            |        |        |             |     |     |    |     |  |    |     |     |    |     |     |    |    |    |    |    |    |    |    |    |    |    |    |  |
|   | 適用圧力  | 1.0MPa以下   |                 |           |         |            |        |        |             |     |     |    |     |  |    |     |     |    |     |     |    |    |    |    |    |    |    |    |    |    |    |    |  |
|   | 温水・水の入口側圧力差   | 0.05MPa以内  |                 |           |         |            |        |        |             |     |     |    |     |  |    |     |     |    |     |     |    |    |    |    |    |    |    |    |    |    |    |    |  |
|   | 取付姿勢  | 水平・垂直・横取付自由  |                 |           |         |            |        |        |             |     |     |    |     |  |    |     |     |    |     |     |    |    |    |    |    |    |    |    |    |    |    |    |  |
|   | 端接続   | JIS Rpねじ (ユニオン継手)  | DIN PN10フランジ★   |           |         |            |        |        |             |     |     |    |     |  |    |     |     |    |     |     |    |    |    |    |    |    |    |    |    |    |    |    |  |
|   | 材質  | 本体 (CAC)、要部 (SUS・CAC・樹脂)   |                 |           |         |            |        |        |             |     |     |    |     |  |    |     |     |    |     |     |    |    |    |    |    |    |    |    |    |    |    |    |  |
|   | 付属品   | 温度調整用六角棒スパナ、保温カバー  |                 |           |         |            |        |        |             |     |     |    |     |  |    |     |     |    |     |     |    |    |    |    |    |    |    |    |    |    |    |    |  |
| 価格 (円)  | 呼び径   | <b>ねじ込形</b>  | <b>DIN フランジ</b> |           |         |            |        |        |             |     |     |    |     |  |    |     |     |    |     |     |    |    |    |    |    |    |    |    |    |    |    |    |  |
|   | 15<br>20<br>25<br>32<br>40<br>50  | 112,000  | 987,000         | 290×145   |         |            |        |        |             |     |     |    |     |  |    |     |     |    |     |     |    |    |    |    |    |    |    |    |    |    |    |    |  |
|   |   | 170,000  |                 | 24        |         |            |        |        |             |     |     |    |     |  |    |     |     |    |     |     |    |    |    |    |    |    |    |    |    |    |    |    |  |
|   |   | 183,000  |                 | 1,151,000 | 310×155 |            |        |        |             |     |     |    |     |  |    |     |     |    |     |     |    |    |    |    |    |    |    |    |    |    |    |    |  |
|   |   | 208,000  |                 |           | 29      |            |        |        |             |     |     |    |     |  |    |     |     |    |     |     |    |    |    |    |    |    |    |    |    |    |    |    |  |
|   |   | 310,000  |                 |           |         |            |        |        |             |     |     |    |     |  |    |     |     |    |     |     |    |    |    |    |    |    |    |    |    |    |    |    |  |
|   |   | 364,000  |                 |           |         |            |        |        |             |     |     |    |     |  |    |     |     |    |     |     |    |    |    |    |    |    |    |    |    |    |    |    |  |
|   | 65  |  |                 |           |         |            |        |        |             |     |     |    |     |  |    |     |     |    |     |     |    |    |    |    |    |    |    |    |    |    |    |    |  |
|   | 80  |  |                 |           |         |            |        |        |             |     |     |    |     |  |    |     |     |    |     |     |    |    |    |    |    |    |    |    |    |    |    |    |  |
|   | 記事  | ★相フランジ (ボルト、ナット、平座金、パッキン付) も販売しています。<br>●給湯停止弁 (流体温度0~95℃、水道法性能基準適合品) も製作しています。(99頁参照)   |                 |           |         |            |        |        |             |     |     |    |     |  |    |     |     |    |     |     |    |    |    |    |    |    |    |    |    |    |    |    |  |
| 注1.給水装置に使用する場合は、水道法性能基準適合品のJRG3400N (呼び径15~50) をご使用ください。(98頁参照)<br>注2.ミキシングバルブの温水・水側には逆止弁を設置してください。当社推奨型式：CS-7N型 (90頁参照)<br>注3.給湯 (出湯) が、人に直接触れるような給湯温度の正確さが要求される用途 (温水シャワーなど) の場合、給湯口の直前に別途、混合水栓を設置するなどして、希望の給湯温度を容易に調整できるようにしてください。<br>(本ミキシングバルブを上流側に設置し、更に給湯口の直前に混合水栓を設置して給湯温度を容易に調整できるようにする)<br>※温水、水の圧力変動や、温水温度の変動などにより、給湯温度が変動しますので、安全対策を講じてください。<br>※呼び径15には循環水戻り口がありません。   |   |  |                 |           |         |            |        |        |             |     |     |    |     |  |    |     |     |    |     |     |    |    |    |    |    |    |    |    |    |    |    |    |  |
| ■設定温度及び調整温度範囲の記号<br>●JRG3400型   |   |  |                 |           |         |            |        |        |             |     |     |    |     |  |    |     |     |    |     |     |    |    |    |    |    |    |    |    |    |    |    |    |  |
| ●JRG3410型   |   |  |                 |           |         |            |        |        |             |     |     |    |     |  |    |     |     |    |     |     |    |    |    |    |    |    |    |    |    |    |    |    |  |
| <table border="1" style="width: 100%; border-collapse: collapse;"> <tr> <td>標準設定温度</td> <td>40℃</td> <td>55℃</td> </tr> <tr> <td>調整温度範囲 注4.</td> <td>30~45℃</td> <td>45~65℃</td> </tr> <tr> <td>流体温度 (MAX.)</td> <td>80℃</td> <td>90℃</td> </tr> <tr> <td rowspan="6" style="writing-mode: vertical-rl; text-orientation: upright;">記号</td> <td>呼び径</td> <td></td> </tr> <tr> <td>15</td> <td>12</td> <td>16</td> </tr> <tr> <td>20</td> <td>22</td> <td>26</td> </tr> <tr> <td>25</td> <td>32</td> <td>36</td> </tr> <tr> <td>32</td> <td>42</td> <td>46</td> </tr> <tr> <td>40</td> <td>52</td> <td>56</td> </tr> <tr> <td>50</td> <td>62</td> <td>66</td> </tr> </table> |   |  | 標準設定温度          | 40℃       | 55℃     | 調整温度範囲 注4. | 30~45℃ | 45~65℃ | 流体温度 (MAX.) | 80℃ | 90℃ | 記号 | 呼び径 |  | 15 | 12  | 16  | 20 | 22  | 26  | 25 | 32 | 36 | 32 | 42 | 46 | 40 | 52 | 56 | 50 | 62 | 66 |  |
| 標準設定温度  |   | 40℃  | 55℃             |           |         |            |        |        |             |     |     |    |     |  |    |     |     |    |     |     |    |    |    |    |    |    |    |    |    |    |    |    |  |
| 調整温度範囲 注4.  |   | 30~45℃   | 45~65℃          |           |         |            |        |        |             |     |     |    |     |  |    |     |     |    |     |     |    |    |    |    |    |    |    |    |    |    |    |    |  |
| 流体温度 (MAX.)   |   | 80℃  | 90℃             |           |         |            |        |        |             |     |     |    |     |  |    |     |     |    |     |     |    |    |    |    |    |    |    |    |    |    |    |    |  |
| 記号  |   | 呼び径  |                 |           |         |            |        |        |             |     |     |    |     |  |    |     |     |    |     |     |    |    |    |    |    |    |    |    |    |    |    |    |  |
|   |   | 15   | 12              | 16        |         |            |        |        |             |     |     |    |     |  |    |     |     |    |     |     |    |    |    |    |    |    |    |    |    |    |    |    |  |
|   | 20  | 22   | 26              |           |         |            |        |        |             |     |     |    |     |  |    |     |     |    |     |     |    |    |    |    |    |    |    |    |    |    |    |    |  |
|   | 25  | 32   | 36              |           |         |            |        |        |             |     |     |    |     |  |    |     |     |    |     |     |    |    |    |    |    |    |    |    |    |    |    |    |  |
|   | 32  | 42   | 46              |           |         |            |        |        |             |     |     |    |     |  |    |     |     |    |     |     |    |    |    |    |    |    |    |    |    |    |    |    |  |
|   | 40  | 52   | 56              |           |         |            |        |        |             |     |     |    |     |  |    |     |     |    |     |     |    |    |    |    |    |    |    |    |    |    |    |    |  |
| 50  | 62  | 66   |                 |           |         |            |        |        |             |     |     |    |     |  |    |     |     |    |     |     |    |    |    |    |    |    |    |    |    |    |    |    |  |
| <table border="1" style="width: 100%; border-collapse: collapse;"> <tr> <td>標準設定温度</td> <td>40℃</td> <td>55℃</td> </tr> <tr> <td>調整温度範囲 注4.</td> <td>30~45℃</td> <td>45~65℃</td> </tr> <tr> <td>流体温度 (MAX.)</td> <td>80℃</td> <td>90℃</td> </tr> <tr> <td rowspan="3" style="writing-mode: vertical-rl; text-orientation: upright;">記号</td> <td>呼び径</td> <td></td> </tr> <tr> <td>65</td> <td>605</td> <td>608</td> </tr> <tr> <td>80</td> <td>805</td> <td>808</td> </tr> </table>   |   |  | 標準設定温度          | 40℃       | 55℃     | 調整温度範囲 注4. | 30~45℃ | 45~65℃ | 流体温度 (MAX.) | 80℃ | 90℃ | 記号 | 呼び径 |  | 65 | 605 | 608 | 80 | 805 | 808 |    |    |    |    |    |    |    |    |    |    |    |    |  |
| 標準設定温度  | 40℃   | 55℃  |                 |           |         |            |        |        |             |     |     |    |     |  |    |     |     |    |     |     |    |    |    |    |    |    |    |    |    |    |    |    |  |
| 調整温度範囲 注4.  | 30~45℃  | 45~65℃   |                 |           |         |            |        |        |             |     |     |    |     |  |    |     |     |    |     |     |    |    |    |    |    |    |    |    |    |    |    |    |  |
| 流体温度 (MAX.)   | 80℃   | 90℃  |                 |           |         |            |        |        |             |     |     |    |     |  |    |     |     |    |     |     |    |    |    |    |    |    |    |    |    |    |    |    |  |
| 記号  | 呼び径   |  |                 |           |         |            |        |        |             |     |     |    |     |  |    |     |     |    |     |     |    |    |    |    |    |    |    |    |    |    |    |    |  |
|   | 65  | 605  | 608             |           |         |            |        |        |             |     |     |    |     |  |    |     |     |    |     |     |    |    |    |    |    |    |    |    |    |    |    |    |  |
|   | 80  | 805  | 808             |           |         |            |        |        |             |     |     |    |     |  |    |     |     |    |     |     |    |    |    |    |    |    |    |    |    |    |    |    |  |
| 注4.調整温度範囲20~30℃はお問い合わせください。   |   |  |                 |           |         |            |        |        |             |     |     |    |     |  |    |     |     |    |     |     |    |    |    |    |    |    |    |    |    |    |    |    |  |
|   |   |  |                 |           |         |            |        |        |             |     |     |    |     |  |    |     |     |    |     |     |    |    |    |    |    |    |    |    |    |    |    |    |  |

6 ミキシングバルブ

